

[R&D ]

.....

1.

1 (2001 )

	24211	35
	24212	36
	24221	79
	24222	5
	24230	43
		198

가 : 2002

가 2001 36 18%

680 , 5

400 가 43

( 1).

가

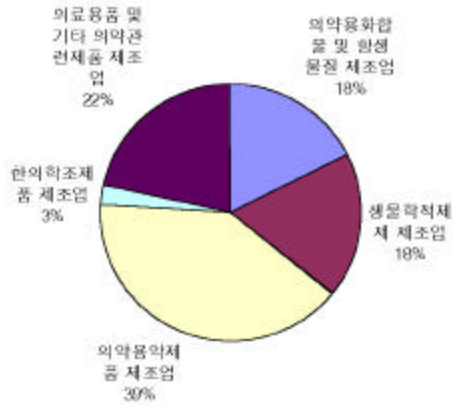
198 ( 1). 51% , 37%

, , 12%

79 ( 2).

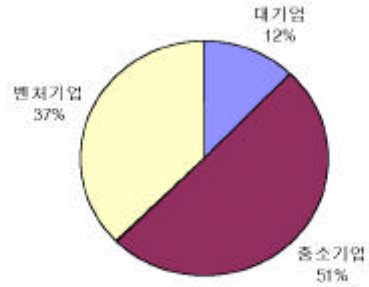
39% , 160 , 270

35 18% 가



1

2002



2

2002

254

417

가

61

80

2.6%

3.1%

2.

10 (

) 12 ( )

가

112

가 40

가 2

2001

5%

5.18%

1996

가

2000

30

2000

가 112

5.58%

2001

198

2

( : )

			(A)	R&D (B)	A/B (%)	
( 1998. 7 )	1994	-	2,676,483	127,068	4.75	
	1995	-	3,132,734	156,727	5.00	
	1996	-	3,447,070	173,156	5.02	
( 2001. 5. 18 )	2000	30	3,534,000	197,200	5.58	30
( 1999. 6. 26 )	1998	17	3,374,046	88,400	2.62	17
( 2000. 2 )	1998	32	1,071,688	31,497	2.94	32
	1999	32	1,217,699	35,888	2.95	
( 2001. 5. 1 )	1999	25	2,202,900	64,600	2.93	25
	2000	25	2,489,700	73,800	2.96	
( 2001. 7. 5 )	1999	42	3,267,570	94,040	2.88	42
	2000	42	3,558,350	110,780	3.11	
( 2001. 11 )	2000	112	5,319,468	45,910	2.74	112
( 2002. 11 )	2001	198	5,413,007	280,253	5.18	198
	1999	44	3,279,188	93,282	2.84	45
	2000	44	3,577,296	108,214	3.03	
	2001	45	3,976,016	111,770	2.81	

가 가 2001

37% ( 2).

45 2001

3 9,760 11.1% 가 3% ( 3).

3.3% 가 1,118

2.81%

1999 2.84%

2000 3.03% 가 가, 2001 2.81%

10% 가

가 2000

16.0%, 2001 3.3%

2000

( : , %)

	1999	2000	2001	1999-2000 가	2000-2001 가
	3,279,188	3,577,296	3,976,016	9.1%	11.1%
	93,282	108,214	111,770	16.0%	3.3%
	2.84	3.03	2.81		

( : , %)

								%			
		1999	2000	2001	1999	2000	2001	1999	2000	2001	
1		188,452	220,495	258,990	10,689	12,513	13,779	5.67	5.67	5.32	12
2		342,746	417,918	495,967	9,072	10,626	12,262	2.65	2.54	2.47	12
3		183,213	216,223	241,631	8,556	9,016	9,829	4.67	4.17	4.07	12
4		302,222	287,207	261,223	9,587	7,415	9,713	3.17	2.58	3.72	12
5		114,890	149,102	184,717	6,461	9,415	9,637	5.62	6.31	5.22	12
6		138,575	168,179	222,537	3,172	3,495	8,932	2.29	2.08	4.01	3
7		110,409	101,529	102,975	2,534	2,299	3,722	2.30	2.26	3.61	3
8		85,567	100,120	117,334	2,461	3,564	3,426	2.88	3.56	2.92	12
9		73,560	78,749	98,524	3,157	3,598	3,074	4.29	4.57	3.12	12
10		94,324	104,021	135,491	1,802	2,069	2,928	1.91	1.99	2.16	12
11		231,138	166,378	23,328	10,854	15,813	2,634	4.70	9.50	11.29	12
12		73,326	89,932	110,214	955	1,644	2,519	1.30	0.10	2.29	12
13		88,575	107,742	130,331	1,620	2,485	2,069	1.83	2.31	1.59	3
14		23,002	27,649	35,683	460	748	2,021	2.00	2.70	5.66	3
15		38,090	43,982	57,522	1,538	1,537	1,908	4.09	3.49	3.32	12
16		24,234	33,140	41,881	1,664	2,074	1,878	6.87	6.26	4.48	
17		138,230	126,424	134,147	2,981	3,088	1,810	2.16	2.44	1.35	3
18		84,838	81,172	77,503	1,378	1,592	1,608	1.62	1.96	2.07	12
19		26,667	35,666	40,174	857	961	1,351	3.21	2.70	3.36	
20		43,516	44,824	51,265	910	808	1,244	2.09	1.80	2.43	12
21		77,497	79,478	82,382	1,333	1,051	1,104	1.72	1.32	1.34	3
22		31,807	38,680	44,793	1,057	1,080	993	3.35	2.79	2.22	12
23		36,764	45,699	51,175	674	624	937	1.83	1.37	1.83	12
24		113,116	138,109	171,265	1,029	891	922	0.91	0.64	0.54	12
25		26,930	32,348	38,025	311	464	881	1.15	1.43	2.32	12
26		42,694	51,358	56,102	1,350	1,084	874	3.16	2.11	1.56	12
27		37,337	45,503	57,517	411	636	857	1.10	1.40	1.49	12
28		34,098	41,627	44,936	819	806	777	2.40	1.94	1.73	
29				12,151			761			6.27	12
30		9,165	9,915	11,535	792	719	745	8.64	7.25	6.45	
31		44,033	45,645	48,806	818	736	702	1.86	1.61	1.44	12
32		53,838	45,664	59,026	710	538	697	1.32	1.18	1.18	12
33		20,804	24,412	31,444	266	538	682	1.28	2.20	2.17	
34		51,188	45,699	51,791	536	614	630	1.05	1.34	1.22	3
35		79,800	77,931	91,923	148	862	565	0.19	1.11	0.61	12
36		31,367	40,985	51,240	291	363	535	0.93	0.88	1.04	12
37		24,406	18,438	21,525	493	1,086	532	2.02	5.62	2.47	
38		18,399	23,140	24,023	444	396	460	2.41	1.71	1.91	
39		11,820	15,905	20,264	141	223	422	1.19	1.40	2.08	
40		15,505	17,696	24,434	141	180	383	0.91	1.02	1.57	
41		10,841	13,015	14,777	175	241	353	1.61	1.85	2.39	
42		42,898	50,106	58,507	91	162	332	0.21	0.32	0.57	12
43		25,902	31,618	43,150	98	68	195	0.38	0.22	0.45	3
44		21,964	30,520	32,921	91	74	50	0.41	0.24	0.15	12
45		11,440	13,374	10,865	327	69	35	2.86	0.51	0.32	12

:

가, 2001 가

5.32% 138

123 , 98 , 97

, 96 , 89

6 90

30

가 45

60%

11.29% , 가

가 6.45%

가 6.27%

5.32% ,

5.22% ( 4).

2001 67% , 25%,

8%

5.18% ,

가 ( : )

5

가 ( 5).

59%

20%


11%

10%

( 6).

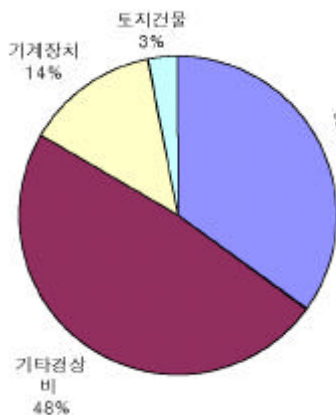
		(A)	(B)	A/B (%)
	35	51,799	1,060,981	4.93
	36	44,681	684,342	6.53
	79	160,668	3,297,491	4.87
	5	1,444	49,489	2.86
	43	21,701	330,705	6.56
	198	280,253	5,413,007	5.18

: 2002



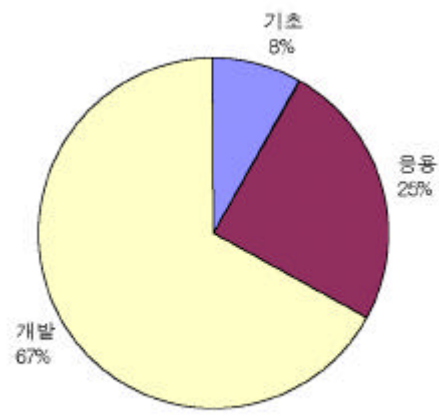
3

: 2002



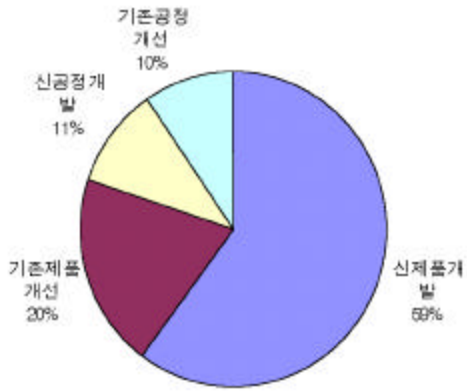
4

: 2002



5

: 2002



1,000  
13.9 가 ,  
7.7 가 . 1  
1 ,  
3,600 ( 6).

15%  
5.5% 2

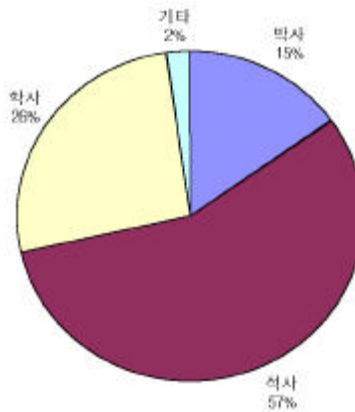
57% ,

2002

가 ( 7).

3.

2001 14.7  
2000 15.6  
26.0 ,  
가



가 19.5 가 ,

7

7.8 , 7.5

2002

6

( : , )

	35	580	16.6
	36	426	11.8
	79	1,543	19.5
	5	39	7.8
	43	324	7.5
	198	2,912	14.7

2002

30%, 21%,  
18% 3 가

가 , , ,

48% ,  
50%

( 8).



8

: 2002